一诺环境
INNOVATION ENVIRONMENT

Liaoning Innovation Environment Group Co., Ltd.

CONTENTS

01

02

03

04 [40]

05 [44]

06 [46]

COMPANY PROFILE

Corporate Culture

Corporate Mission

Corporate Vision



Over 20 Years

environmental management

Over 80 Sets

Over 400 Sets



8+4 BUSINESS AREAS



+



TECHNOLOGY AND R&D



中国科学院 CHINESE ACADEMY OF SCIENCES
清华大学 Tsinghua University
中国农业科学院 CHINESE ACADEMY OF AGRICULTURAL SCIENCES
中国农业大学 CHINA AGRICULTURAL UNIVERSITY
山东农业大学

'TORAY' Innovation by Chemistry

WORKSHOP



DIGITAL INTELLIGENCE







发明专利证书
实用新型专利证书
中华人民共和国国家版权局
计算机软件著作权登记证书

Integrated Sewage Treatment Equipment
Inno-MFR Modular Cold-Resistant Bioreactor



Four Core Technologies Solving Four Key Challenges

water volume

in winter

Applica on Scenarios

treatment in villages and towns

sewage treatment

enterprises

treatment

treatment

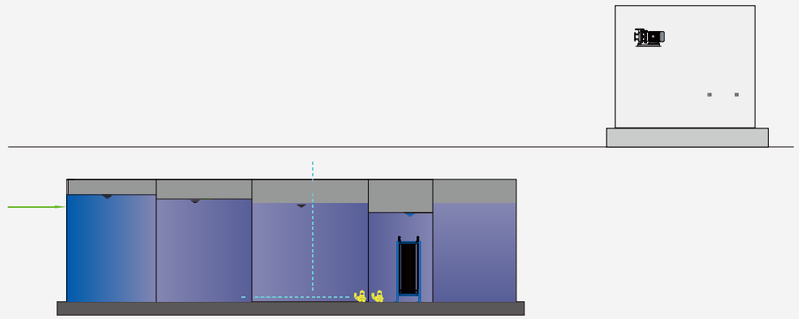





YNJS-1				
YNJS-2				
YNJS-3				
YNJS-4				

Drinking Water Plant Construc on & Equipment Integra on
03 – Integrated Safe Drinking Water Purifica on Equipment

>> Integrated Safe Drinking Water Purifica on Equipment <<



Process Flow of Micro-Power Ultrafiltra on Water Plant for Villages and Towns

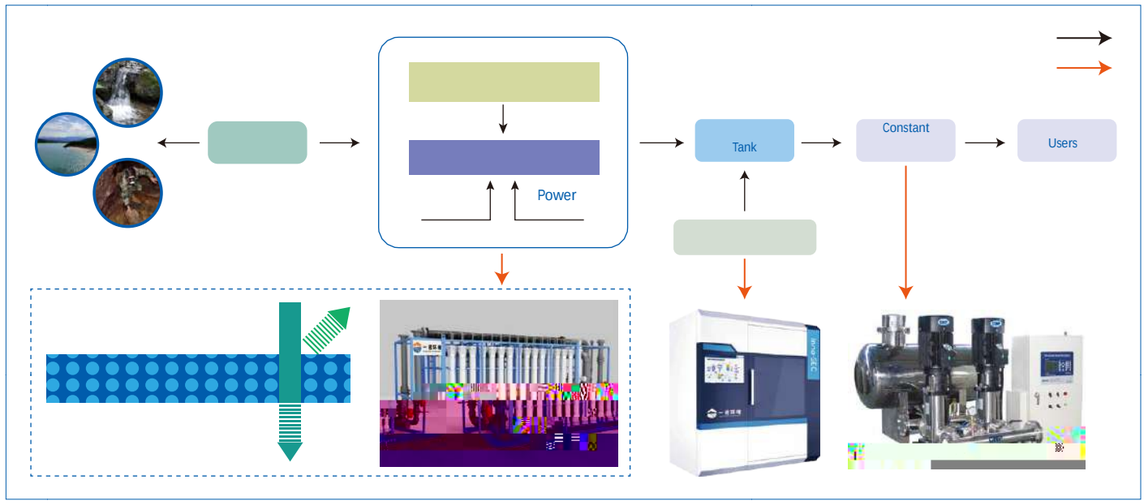

Equipment Advantages

Drinking
Chemi
Saving
Modula

Single Contaminant Treatment and Household Water Purifica on Equipment

Iron and manganese

Nitrate removal



Under-sink household safe drinking water equipment

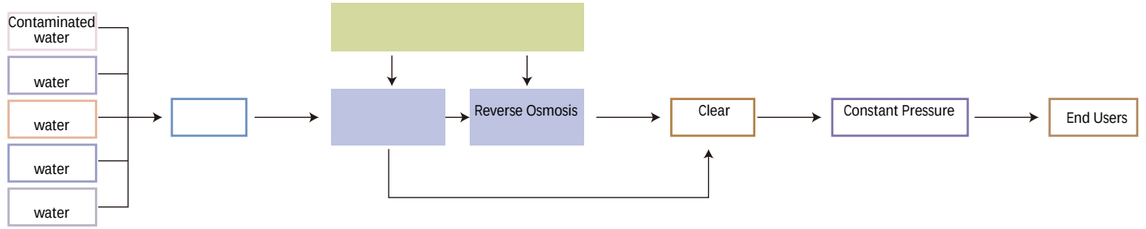

Full-Process Visualized Opera on Monitoring of Water Sta ons

水质监测、智能调控终端
制水工艺流程监测
实时视频监控

供水站运行监控组态图

	1.0	1.78×1.1×1.2	SMC		≤0.8	95	
	2.0	2.02×1.28×1.2				160	
	1.0	ϕ1.2×1.8			≤2	170	
	2.0	ϕ1.2×2.3				190	
	1.0	ϕ1.02×1.4	FRP		≤3	930	
	2.0	ϕ1.22×1.4				1060	
	1.0	ϕ1.22×1.6				1090	
	2.0	ϕ1.52×1.6				1150	





$$NaCl + H_2O \rightarrow NaClO + H_2\uparrow$$

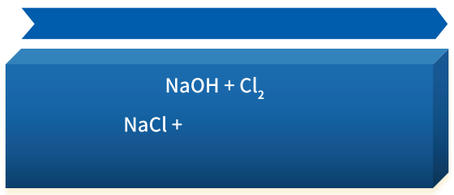

1	YN-50	50	1.0	100	100	600~1200
2	YN-300	300	1.8	200	200	3600~7200
3	YN-1000	1000	6.0	1000	1000	12000~24000
4	YN-3000	3000	18.0	2000	3000	36000~72000
5	YN-10000	10000	60.0	10000	10000	10000~24000
6	YN-40000	40000	240.0			480000~980000

01

02

03

04

05

06

07

08


H_2O
CO_2
O_2
OH
H_2O
N_2
CO_2







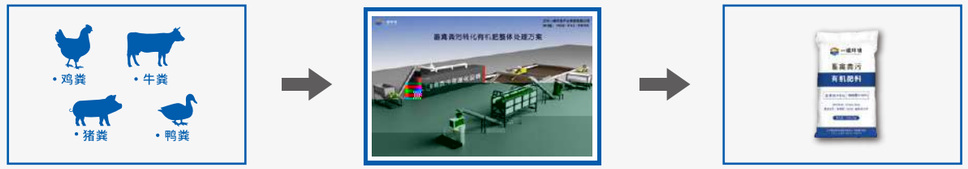

	ETF-5	ETF-10	ETF-20	ETF-30	ETF-50
	5	10	20	30	50

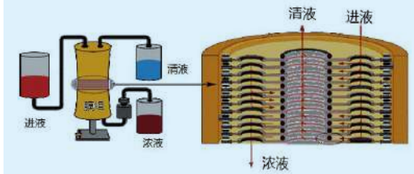

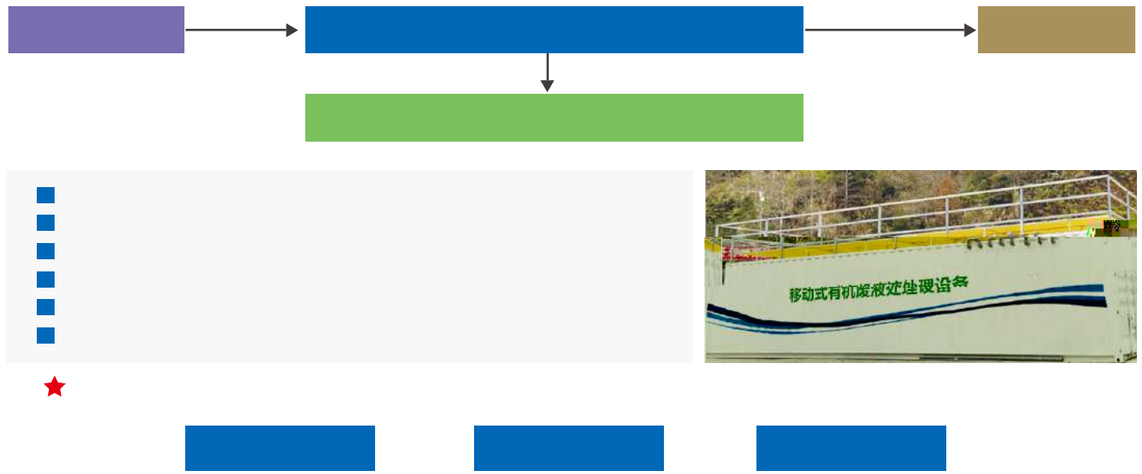

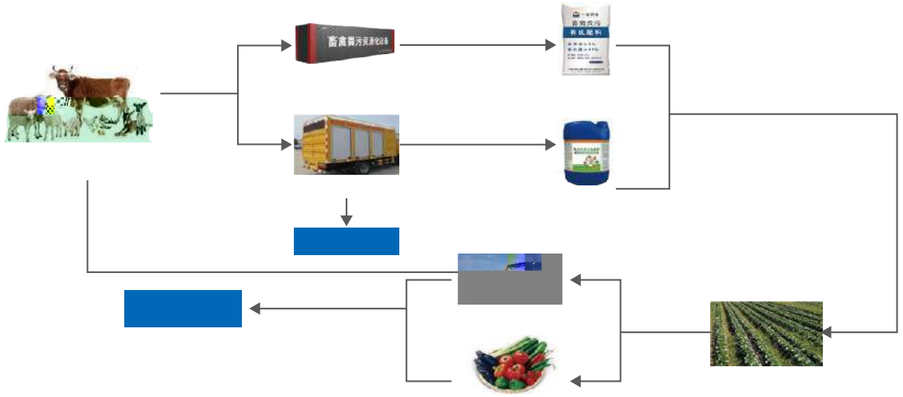

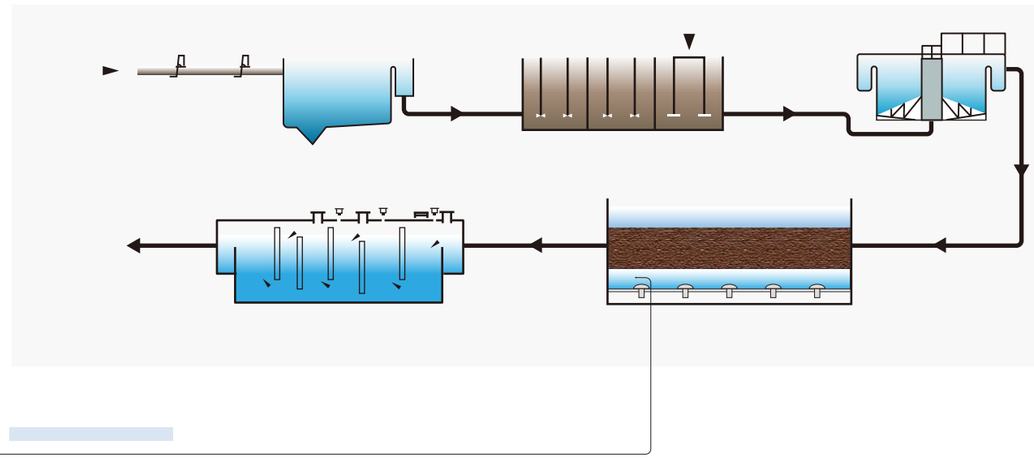





MFR-200	200	17.5×3.0×3.0	1		142
MFR-500	500	24.99×3.04×3.538	1		230
MFR-1000	1000	24.99×3.04×3.538	2		230





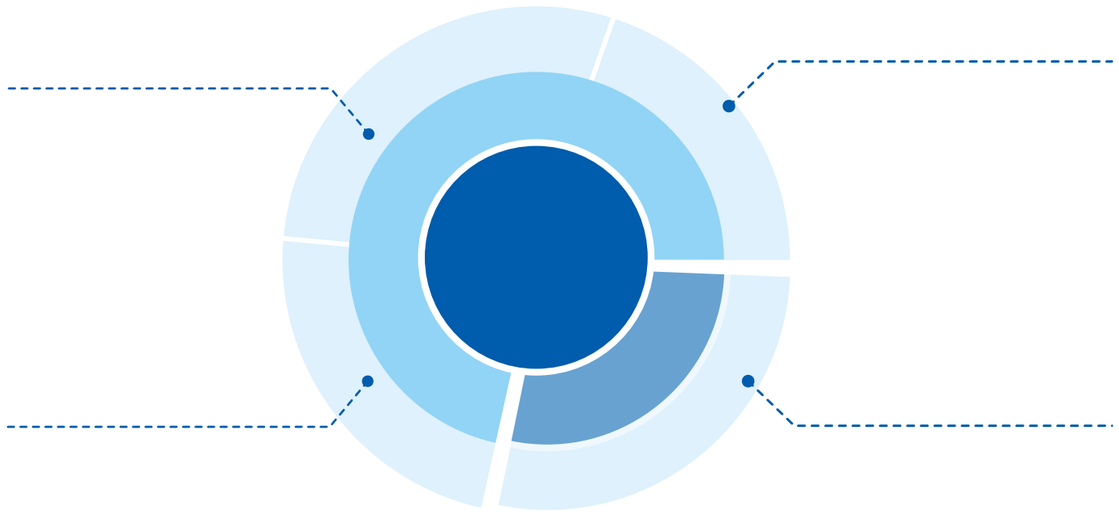

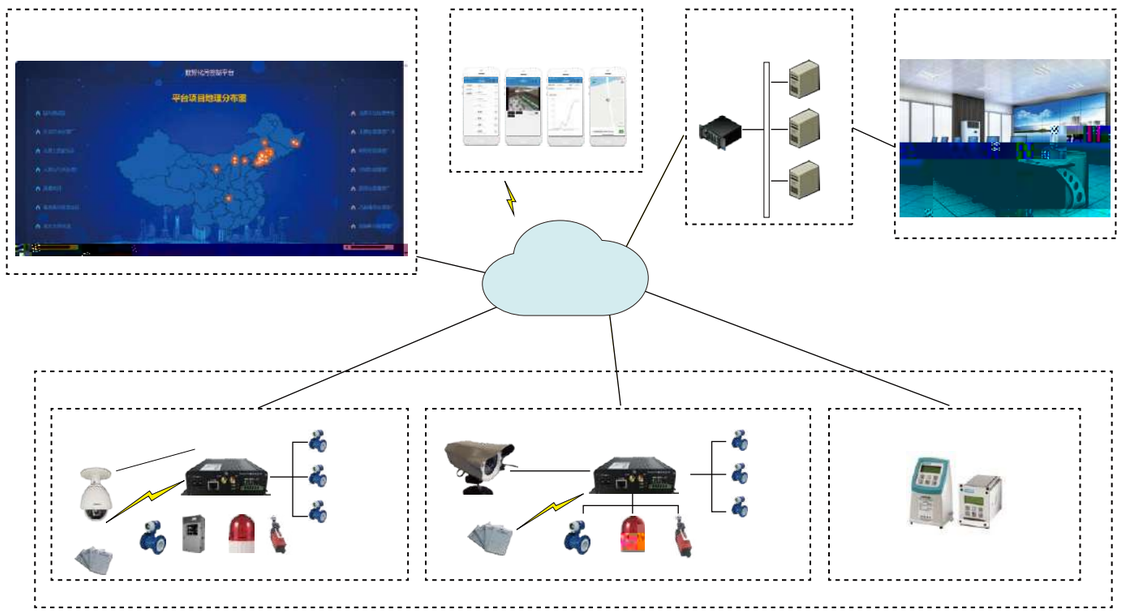
平台项目地理分布图